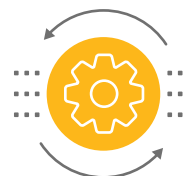


# Balance

# 2500 EC

## Edge Computing at Its Peak.



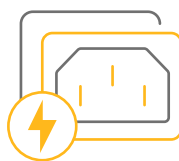
## More than Triple the Speed

为您的网络带来 30 Gbps 的吞吐量，并为您的用户提供顺畅  
无间断的体验。



## A High Performing Powerhouse

Balance 2500 EC 可轻松支持超过 10000 个并发用户。使  
用单个设备提供与整个区域的连接。



## Dual Power Supplies

该设备支持两个热插拔电源，这意味着您可以连接备用电源以在电源出现故障时保持网络运行。



## The Premier choice for Edge Computing

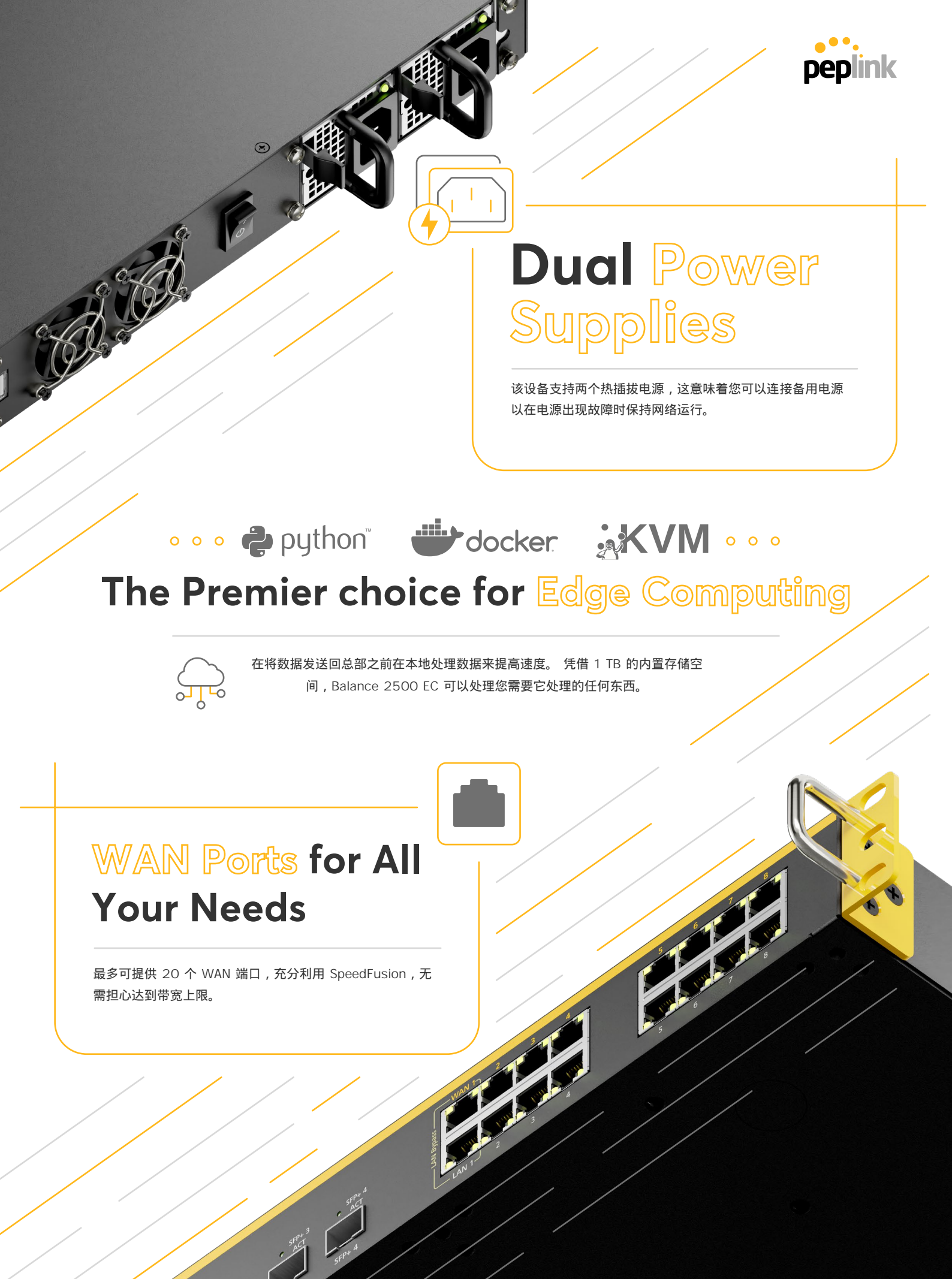


在将数据发送回总部之前在本地处理数据来提高速度。凭借 1 TB 的内置存储空间，Balance 2500 EC 可以处理您需要它处理的任何东西。

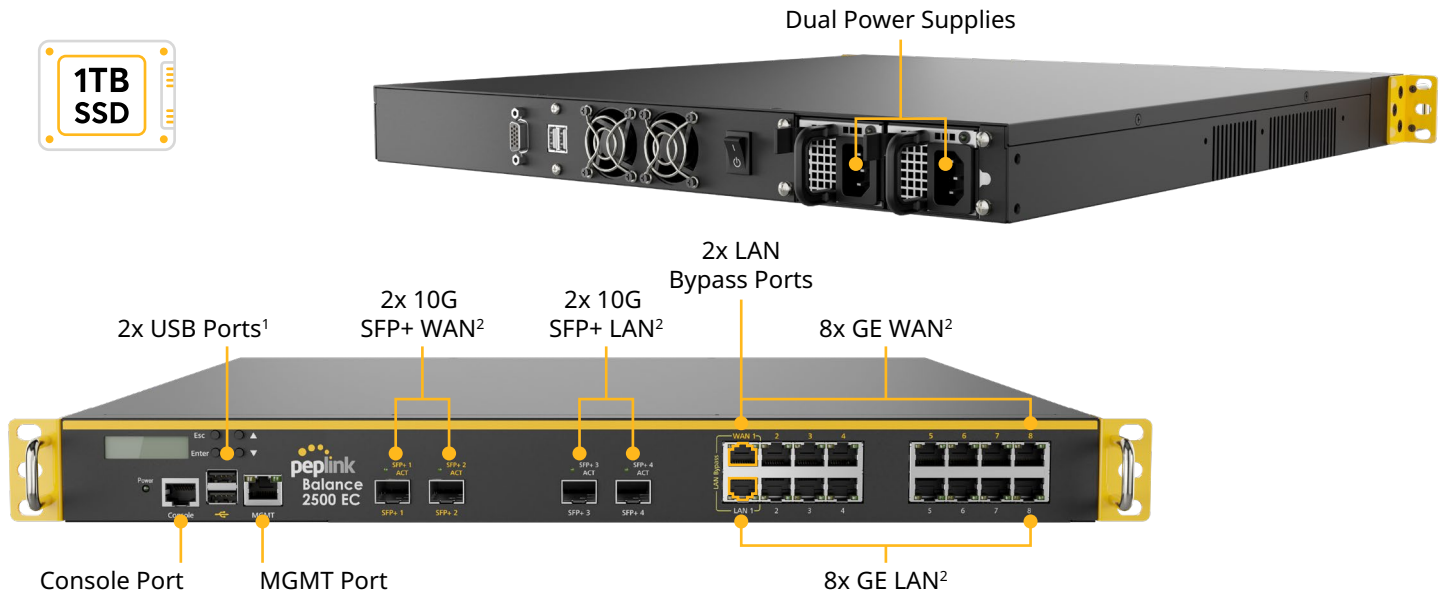


## WAN Ports for All Your Needs

最多可提供 20 个 WAN 端口，充分利用 SpeedFusion，无需担心达到带宽上限。



# Balance 2500 EC



## Specifications

<b>WAN Interface</b>	Up to 16 (GE) <sup>2</sup> Up to 4x 10G SFP+ <sup>2</sup> 1x USB Interface	<b>LAN Bypass</b>	Yes
<b>LAN Interface</b>	Up to 16 (GE) <sup>2</sup> Up to 4x 10G SFP+ <sup>2</sup>	<b>Remote User Access</b>	Yes
<b>Router Throughput</b>	30 Gbps	<b>LACP (802.3ad) NIC Bonding</b>	Yes
<b>SpeedFusion VPN Throughput</b> - No Encryption	4 Gbps	<b>Dual Hot Swap Power Supply</b>	Yes
- 256-bit AES	4 Gbps	<b>1U Rack-mount</b>	Yes
<b>Recommended Users</b>	10000 - 20000+	<b>Power Input</b>	AC Input 100V - 240V
<b>Number of SpeedFusion VPN Peers</b>	4000	<b>Power Consumption</b>	65W (nominal), 150W (max.)
<b>Maximum Number of AP Supported</b>	1500	<b>Dimensions</b>	17.2 x 18.5 x 1.7 inches / 438 x 470 x 44mm
<b>SpeedFusion Features</b>	Hot Failover, WAN Smoothing, Bandwidth Bonding	<b>Weight</b>	19.2 pounds / 8.7 kg
<b>Central Management</b>	InControl 2	<b>Operating Temperature</b>	32°– 104° F / 0°– 40° C
<b>Drop-In Mode</b>	Yes	<b>Humidity</b>	10% to 90% (non-condensing)
<b>High Availability</b>	Yes	<b>Certifications</b>	FCC, CE, RoHS
<b>Content Filtering</b>	Full	<b>Package Content</b>	1x Balance 2500 EC 2x Power Cords 2x Rack Unit Rails 1 Pair of Mounting Brackets
<b>Pepwave AP Series Management</b>	Yes	<b>Warranty</b>	1-Year Limited Warranty
<b>Remote AP &amp; Multiple Config Profiles Management</b>	Yes		

<sup>1</sup> Only one USB WAN port can be used at a time.

<sup>2</sup> SFP+ 1&2 and WAN 1-8 are configured as WAN ports ; SFP+ 3&4 and LAN1-8 are configured as LAN ports by default, configuration is changeable on the Web Admin.

<sup>3</sup> Certification pending.

The power switch, VGA port & USB ports at the back of the device are disabled.

Specifications are subject to change without notice.

## Ordering Information

Product Code	Description
BPL-2500-EC	Balance 2500 EC, 1TB SSD

## Featured Add-on

Product Code	Description
SVL-730	EssentialCare (1-Year) for Balance 2500 EC
SVL-612	EssentialCare (2-Year) for Balance 2500 EC
PSC-190	SmartCare (1-Year) for Balance 2500 EC
PSC-390	SmartCare (3-Year) for Balance 2500 EC