


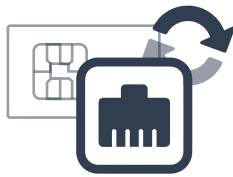
MAX BR1 ENT

Enterprise Grade Router with LTE Failover



LTE高速宽带路由器

BR1 ENT提供高达300Mbps的路由器吞吐量，并具有自动切换到LTE的故障转移功能，不带Wi-Fi功能，非常适合需要高性能和可靠性的部署场景。



带有LTE备份的高速宽带

当连接故障时，通过即时的自动故障转移功能保持在线。连接高速主线和备份LTE连接，BR1 ENT将根据需要无缝切换有线和蜂窝网络链接，以保持您的连接稳定和快速。



为安全供电而设计的终端块

MAX BR1 ENT配备了用于安全电源安装的终端块



符合严格的安全合规要求

有严格的无 Wi-Fi 安全政策。BR1 ENT 在没有 Wi-Fi 的情况下构建，是具有合规性要求的部署的绝佳选择。



支持PoE 供电

减少布线并简化部署。借助可选的 PoE 激活套件，BR1 ENT 支持 802.3af PoE 输出，因此只需一根电缆即可实现连接和供电。

Compatible



verizon

Sprint

at&t

T-Mobile

ROGERS

TELUS

Bell

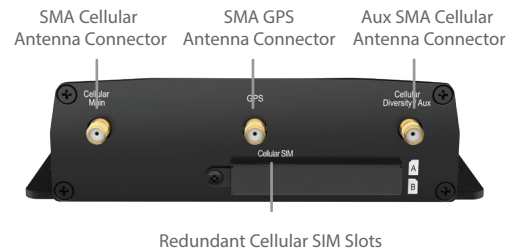


US Cellular

*Selected models

Specifications

MAX BR1 ENT

WAN Interface	1x USB Interface 1x GE 1x Embedded LTE Modem with Redundant SIM Slots
LAN Interface	2x GE
Drop-in Mode	●
Router Throughput	300Mbps
Recommended Users	150
Downlink/Uplink Datarate	100Mbps/50Mbps (LTE Modem) 300Mbps/50Mbps (LTE-A Modem) 600Mbps/150Mbps (LTE-A Pro Modem)
Cellular and GPS Antenna Connector	2x SMA Antenna Connectors 1x SMA GPS Antenna Connector (2x 2dBi Indoor 4G LTE Antennas Included)
Power Input	AC Adapter: AC Input 100V-240V / DC Output 12V DC Jack/Terminal Block: 10V – 56V DC
Power Output	Up to 2x 802.3af #
Power Consumption	Max.: 16W, Typical: 11W, Min.: 8W
Dimensions	5.8 x 5.0 x 1.6 inches 147 x 128 x 40 mm
Weight	0.96 pound 435 grams
Operating Temperature	-40° – 149°F -40° – 65°C
Humidity	15% – 95% (non-condensing)
Certifications	FCC, CE, RoHS, IC
Warranty	1-Year Limited Warranty



MAX BR1 ENT, 12V2A Power Supply (ACW-601),
1x GPS Antenna (ACW-232),
2x LTE Antennas (ACW-815 or ACW-234),
6pin Terminal Block Connector

*Additional PoE License is required to enable 802.3af PoE Output on LAN1 & 2.

Ordering Information

	Product Code	Carrier/Region	Embedded Modems	Cellular Standard	4G Bands	3G Bands
LTE-A Pro	MAX-BR1-ENT-LTEA-R-T	America / FirstNet / CAT-12	1	LTE Advanced Pro	B1, B2, B3, B4, B5, B7, B8, B9, B12, B13, B14, B18, B19, B20, B26, B29, B30, B32, B41, B42, B43, B46, B48, B66	HSPA+: B1, B2, B4, B5, B6, B8, B9, B19
	MAX-BR1-ENT-LTEA-D-T	Global* / CAT-12	1	LTE Advanced Pro	B1, B2, B3, B4, B5, B7, B8, B9, B12, B13, B14, B17, B18, B19, B20, B21, B25, B26, B28, B29, B30, B32, B38, B39, B40, B41, B66	HSPA+: B1, B2, B3, B4, B5, B8, B9, B19
LTEA	MAX-BR1-ENT-LTEA-B-T	APAC, EMEA / CAT-6	1	LTE Advanced	B1, B2, B3, B4, B5, B7, B8, B12, B13, B14, B17, B18, B19, B20, B25, B26, B28, B29, B30, B38, B39, B40, B41, B42, B43, B48, B66, B71	HSPA+/WCDMA: B1, B2, B4, B5, B6, B8, B9, B19
	MAX-BR1-ENT-LTEA-P-T	Asia Pacific / CAT-6	1	LTE Advanced	B1, B3, B5, B7, B8, B18, B19, B21, B28, B38, B39, B40, B41	WCDMA/HSPA+/DC-HSPA+: B1, B5, B8, B9, B19 UMTS: B6 TD-SCDMA: B39
LTE	MAX-BR1-ENT-LTE-E-T	Europe / International / CAT-4	1	LTE	B1, B3, B5, B7, B8, B20, B38 (TDD), B40(TDD), B41 (TDD)	WCDMA/HSPA+/DC-HSPA+: B1, B5, B8

Add-on feature

Product Code	Description
MAX-HD-020-SPF	Supports up to 20 PepVPN/SpeedFusion Peers